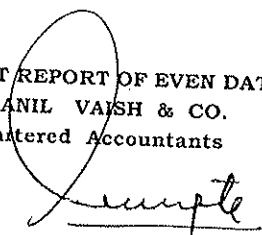



**M/S KIET GROUP OF INSTITUTIONS**  
**(A UNIT OF KRISHNA CHARITABLE SOCIETY, GHAZIABAD)**  
**BALANCE-SHEET AS AT 31.03.2023**


LIABILITIES		AMOUNT	ASSETS		AMOUNT
SH. GANESH JI MAHARAJ		202.00	<b>FIXED ASSETS</b>		1,05,90,21,924.10
			(As per Annexure-7)		
<b>CORPUS FUND</b>			<b>(INVESTMENT)</b>		4,80,000.00
Balance B/f	1,31,37,11,059.29		(Shares in KIRCF Co)		
Add : Excess of Income over Expenditure during the year	7,04,38,407.49	1,38,41,49,466.78			
<b>CURRENT LIABILITIES &amp; PROVISIONS</b>			<b>CURRENT ASSETS</b>		
<b>1) CREDITORS FOR EXPENSES</b>			<b>1) CASH AND BANK BALANCES</b>		36,36,89,034.68
(As per Annexure-1)		77,18,564.00	(As per Annexure-8)		
<b>2) CREDITORS FOR CAPITAL GOODS</b>			<b>LOANS AND ADVANCES</b>		
(As per Annexure-2)		36,19,181.00	<b>1) SECURITY DEPOSITS</b>		97,39,094.00
			(As per Annexure-9)		
<b>3) OTHER LIABILITIES</b>			<b>2) ADVANCES TO STAFF</b>		3,14,319.00
(As per Annexure-3)		1,88,916.00	(As per Annexure-10)		
<b>4) SECURITY FROM STUDENTS</b>			<b>3) ADVANCE TO SUPPLIERS &amp; OTHERS</b>		2,18,58,780.00
(As per Annexure-4)		5,54,32,000.00	(As per Annexure-11)		
<b>5) ADVANCE FROM STUDENTS &amp; OTHERS</b>			<b>4) FEES RECEIVABLE</b>		3,57,03,336.74
(As per Annexure-5)		3,41,31,689.00	(As per Annexure-12)		
<b>5) EXPENSES PAYABLE</b>			<b>5) I.T. DED/COLLECTED AT SOURCE</b>		
(As per Annexure-6)		81,51,164.44	A.Y (2022-23)		8,21,349.61
			A.Y (2023-24)		17,63,345.09
		1,49,33,91,183.22			1,49,33,91,183.22
					0.00

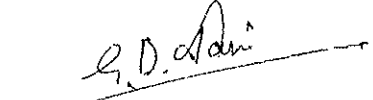
AS PER OUR AUDIT REPORT OF EVEN DATE ATTACHED  
 For ANIL VAISH & CO.  
 Chartered Accountants

  
 (A. K. GUPTA)  
 FCA/Partner



FOR KRISHNA CHARITABLE SOCIETY

  
 (SUNIL P. GUPTA)  
 Gen. Secretary

  
 (GHANSHYAM DASS JAIN)  
 Treasurer

Office : GHAZIABAD  
 Dated : 01.07.2023

For KIET GROUP OF INSTITUTIONS  
  
 Authorised Signatory

**M/S KIET GROUP OF INSTITUTIONS**  
**[A UNIT OF KRISHNA CHARITABLE SOCIETY, GHAZIABAD]**  
**INCOME AND EXPENDITURE ACCOUNT FOR THE YEAR ENDING ON 31.03.2023**

EXPENDITURE	AMOUNT	INCOME	AMOUNT
To Salaries & other Benefits	48,85,56,389.00	By Academic Fees	73,19,53,807.00
To Printing & Stationary	84,88,328.00	By Hostel Fees	9,80,72,000.00
To Travelling & Conveyance	47,64,952.00	By Interest from Bank & Others	2,39,03,306.00
To Telephone & Postage Expenses	33,60,041.76	By Other Income	10,12,52,735.19
To Interest to Bank & Others	19,907.00	By Donation Received	50,000.00
To Insurance Charges	5,60,463.00		
To Legal & Professional Expenses	33,05,122.26		
To Electricity Expenses	3,58,18,112.91		
To Security Services Charges	67,22,930.00		
To Staff Welfare	95,74,489.00		
To Examination Expenses	43,38,911.00		
To Research & Dev.Exp.	27,83,982.00		
To Donation	1,11,000.00		
To Bus Rent (Net)	4,95,040.00		
To Cleaning and other charges	1,85,49,116.00		
To Hostel Expenses	34,18,760.00		
To Publicity & Advertisement	26,90,994.00		
To Lab Consumable & Software Renewal	55,33,892.00		
To Generator Running & Maint. Exp.	74,27,589.00		
To Repair & Maintanance	13,15,49,865.00		
To Journals & Subscription	6,40,510.00		
To Student Welfare	1,32,91,087.77		
To Audit Fees	1,47,500.00		
To Scholarship to Students	81,39,956.00		
To Student Training & Placement Cell Exp.	13,83,810.00		
To Miscellaneous Expenses	26,29,123.00		
To Admission Expenses	19,48,410.00		
To Depreciation	11,85,43,160.00		
To Excess of Income Over Expenditure transferred to Corpus A/c	7,04,38,407.49		
	95,52,31,848.19		95,52,31,848.19

AS PER OUR AUDIT REPORT OF EVEN DATE ATTACHED

For ANIL VAISH & CO.  
Chartered Accountants

(A. K. GUPTA)  
FCA/Partner



FOR KRISHNA CHARITABLE SOCIETY

(SUNIL P. GUPTA)  
Gen. Secretary

(GHANSHYAM DASS JAIN)  
Treasurer

Place : GHAZIABAD

Dated : 01.07.2023

For KIET GROUP OF INSTITUTIONS

*[Signature]*  
Authorised Signatory

**PARTICULARS**

**SUNDRY CREDITORS FOR EXPENSES**

**"Annexure-1"**

**A M O U N T**

1 M/s A.K. Travellers	1,45,600.00
2 M/s A.S. Enterprises	26,125.00
3 M/s Anshika Medical Equipment	56,195.00
4 Mr Bablu Verma Prize Centre	1,81,326.00
5 M/s Bansal Retails	3,464.00
6 M/s Bentley System India P. Ltd.	61,861.00
7 M/s C.P.Associates	7,200.00
8 M/s Canan Testing Services	24,190.00
9 M/s Captain Security Services (Active)	6,50,620.00
10 M/s Chaudhary Electric Co.	1,060.00
11 M/s Chaudhary Electric Store	1,97,895.00
12 Mr Deepak Gupta (Photocopy)	1,15,848.00
13 M/s Delhi Sanitary & Hardware Store	1,35,362.00
14 M/s Delhi Sanitary Emporium	2,11,159.00
15 M/s Dinesh Paint And Iron Store	51,604.00
16 M/s Dinesh Tour & Travels	5,47,456.00
17 M/s Earth Power Solution	9,440.00
18 M/s Enertia Sun Power P. Ltd	14,715.00
19 Mr Fahim	10,780.00
20 M/s Galaxy Enterprises	679.00
21 M/s Garg Steels	24,739.00
22 M/s Ghaziabad Stationery Mart	79,798.00
23 M/s Goel Hardware Corporation	2,206.00
24 M/s Goel Tirpal House	8,204.00
25 M/s Goldfox Security & Facilities Management	14,20,105.00
26 M/s Gorex Fire Control System	11,682.00
27 M/s Goyal & Sons	17,346.00
28 M/s Green Chilli Cafe	2,94,830.00
29 M/s GTD Power Systems Private Limited	58,000.00
30 M/s Guru Printers	5,967.00
31 M/s Harsh Enterprises	14,868.00
32 M/s Jagdamba Paints	38,716.00
33 M/s Janki Jewels	21,200.00
34 M/s Jwalaji Enterprises	57,891.00
35 M/s Kalra Traders	8,100.00
36 M/s Khushi Travels(Kamlesh Devi)	60,984.00
37 M/s M.C & Co.	52,326.00
38 M/s Mahendra Cloth House	3,528.00
39 M/s Mitra Advertising	12,397.00
40 M/s New Vishnu Crockery Store	2,500.00
41 M/s Nikhil Mill & Hardware Store	4,891.00
42 M/s Power System & Controls	75,272.00
43 M/s Projection Systems	82,600.00
44 M/s Pulkit Fabrics	14,269.00
45 M/s Radhey Shyam Petro Filling Centre	1,07,286.00
46 M/s Raj Advertising Co.	10,500.00
47 M/s Ravi Iron Ltd	23,600.00
48 M/s Rita Advertising	10,500.00
49 M/s Rohit Kumar Goyal (Furniture)	10,500.00
50 M/s S E Aircon Pvt Ltd	4,38,480.00
51 Mr Sachin Kumar (Printer Repair)	18,570.00
52 M/s Safe Care	9,440.00
53 M/s Sagar Tourist Bus Service	2,08,264.00
54 M/s Sajavat Plywood & Hardware	62,882.00
55 Mr Sandeep Kumar Sharma	4,04,527.00
56 M/s Santosh News Agency	20,328.00
57 M/s Shakti Chemicals	54,044.00
58 M/s Shankar Marble & Granite	4,652.00
59 M/s Shiv Electric & Trading Co.	10,047.00
60 M/s Shree Ambc Kala Kunj	6,160.00
61 M/s Shubham Tourist Bus Service	2,80,584.00
62 M/s Sigma Facility Management	19,008.00
63 M/s Sr4Ipr Partners	11,200.00
64 M/s Stick-O-Pack	65,623.00
65 M/s Swastik Chemicals	41,300.00

For KIET GROUP OF INSTITUTIONS

*[Signature]*  
Authorised Signatory



**M/S KIET GROUP OF INSTITUTIONS**  
**ANNEXURE TO BALANCE-SHEET AS ON 31.03.2023**

66 M/s Synergy Waste Management P Ltd	7,260.00
67 M/s Turnitindia Education Private Limited	5,28,214.00
68 M/s Tyagi Tent House	13,692.00
69 M/s V K Enterprises	5,357.00
70 M/s Vandana Enterprises	18,479.00
71 M/s Vats Enterprises	14,419.00
72 M/s Ved Prakash Ji & Sons	18,780.00
73 M/s Verispire Technologies Private Limited	12,592.00
74 M/s Vijay Shree Distributors	5,605.00
75 M/s Vikash Contractor	3,14,778.00
76 M/s Vinayaka Medico Surgicals	16,323.00
77 M/s Vista Advertising	33,469.00
78 M/s Water ( India ) Pvt.Ltd	6,703.00
79 M/s Yourdost Health Solutions Pvt Ltd	59,400.00
80 M/s Yugdeep Media House	21,000.00
	<b>77,18,564.00</b>

**PARTICULARS**

**SUNDRY CREDITORS FOR CAPITAL GOODS**

	<b><u>"Annexure-2"</u></b>	<b><u>AMOUNT</u></b>
1 M/s Abhishek Engg Works		5,310.00
2 M/s Acme Office Solutions Pvt Ltd		54,000.00
3 M/s Bansal Book Distributor		7,207.00
4 M/s Evleaf (Opc) P Ltd		43,834.00
5 M/s Gyan Chand Pardeep Kumar		27,022.00
6 M/s Jivesna Tech Pvt Ltd		12,40,387.00
7 M/s Om Shri Saraswati Enterprises		33,056.00
8 M/s Schindler India Pvt. Ltd		8,35,200.00
9 M/s Shree IT Solutions Pvt Ltd		10,66,995.00
10 M/s Smart Technology		3,06,170.00
		<b>36,19,181.00</b>

**PARTICULARS**

**OTHER LIABILITIES**

	<b><u>"Annexure-3"</u></b>	<b><u>AMOUNT</u></b>
1 M/s Neelima Catters		67,860.00
2 M/s Green Chilli Caterers		1,21,056.00
		<b>1,88,916.00</b>

**SECURITY RECEIVED**

	<b><u>"Annexure-4"</u></b>	<b><u>AMOUNT</u></b>
1 Hostel Security From B Tech		53,35,000.00
2 Hostel Security From B Pharma		2,05,000.00
3 Hostel Security From MBA		10,000.00
4 Hostel Security From M. Pharma		25,000.00
5 Hostel Security From M Tech		20,000.00
6 Security From B.Tech		4,16,28,000.00
7 Security From B Pharma		31,88,000.00
8 Security From MCA		18,59,000.00
9 Security From MBA		17,56,000.00
10 Security From M Tech		6,40,000.00
11 Security From M Pharm		7,66,000.00
		<b>5,54,32,000.00</b>



For KIET GROUP OF INSTITUTIONS

*(Signature)*

Authorised Signatory

**M/S KIET GROUP OF INSTITUTIONS**  
**ANNEXURE TO BALANCE-SHEET AS ON 31.03.2023**

**ADVANCE FROM STUDENTS & OTHERS**

**"Annexure-5"**

1 AIRS	13,807.00
2 Computer Society of India	14,844.00
3 Ideaz	46,484.00
4 IEEE Chapter	40,003.00
5 ISTE Chapter Indian Societies	27,543.00
6 Mc Adit	4,375.00
7 SAE - KIET	3,750.00
8 Splended Society Of MBA	35,921.00
9 Project from AKTU/AICTE	7,10,149.00
10 Captain Security Services (Security)	2,50,000.00
11 Hungry Night (Cafeteria) (Security)	50,000.00
12 Indus Tower Ltd (Security)	3,00,000.00
13 Neelima Caterers (IGL Security)	2,09,160.00
14 Salary Security	2,72,360.00
15 Nishu Caterers (IGL Security)	6,06,304.00
16 Green Chilli Caterers (IGL Security)	5,54,634.00
17 Prov Admisson Fee MCA	2,00,000.00
18 Prov Admisson Fee MBA	14,70,000.00
19 Prov Admisson Fee M Pharm	4,75,000.00
20 Advance Annual Fees	6,83,897.00
21 Advance Bus Fees	12,96,650.00
22 Advance Mess Fees	2,68,66,808.00
	<u>3,41,31,689.00</u>

**EXPENSES PAYABLE**

**"Annexure-6"**

1 EPF Employee contribution	8,10,275.00
2 EPF Employer contribution	50,977.00
3 ESI Employee Contribution	11,105.00
4 ESI Employer Contribution	47,946.00
5 Expenses Payable	29,36,636.44
6 EPF ABRY Payable	47,576.00
7 Salary Payable	1,03,388.00
8 Cheques in hand/ Adjustable	2,01,711.00
9 T.D.S. Payable	39,41,550.00
	<u>81,51,164.44</u>




M/S KIET GROUP OF INSTITUTIONS

*(Signature)*

Authorised Signatory

**M/S KIET GROUP OF INSTITUTIONS  
ANNEXURE TO BALANCE SHEET AS ON 31.03.2023**

S.NO.	DESCRIPTION	W.D.V. AS ON		ADDITION		SALE/ ADJ.	TOTAL	RATE OF DEP.	DEPRECIATION	Annexure-7
		01.04.2022	31.03.2023	UPTO 30.09.22	AFTER 30.09.22					W.D.V. AS ON 31.3.2023
<b>Fixed Assets</b>										
<b>BLOCK-I</b>										
1	Land & Building	96,37,374.80	96,37,374.80	0.00	0.00	0.00	96,37,374.80	0.00%	0.00	96,37,374.80
2	Land at Meerut Road, GZB Building under Construction	6,93,04,840.00	6,93,04,840.00	0.00	0.00	0.00	6,93,04,840.00	0.00%	0.00	6,93,04,840.00
	<b>TOTAL</b>	<b>12,00,26,907.80</b>	<b>12,00,26,907.80</b>	<b>3,02,19,665.00</b>	<b>6,83,73,842.00</b>	<b>4,22,10,116.00</b>	<b>17,64,10,298.80</b>	<b>0.00%</b>	<b>0.00</b>	<b>17,64,10,298.80</b>
<b>BLOCK-II</b>										
1	Building	42,20,64,576.28	42,20,64,576.28	0.00	0.00	0.00	42,20,64,576.28	10.00%	4,43,16,963.00	41,99,57,729.28
2	Building (MBA)	87,16,098.00	87,16,098.00	0.00	0.00	0.00	87,16,098.00	10.00%	8,71,610.00	78,44,488.00
3	Building (B Pharma)	97,19,277.00	97,19,277.00	0.00	0.00	0.00	97,19,277.00	10.00%	9,71,928.00	87,47,349.00
4	Building (TBI)	36,87,326.00	36,87,326.00	0.00	0.00	0.00	36,87,326.00	10.00%	3,68,733.00	33,18,593.00
5	Building (M P Block)	23,18,179.00	23,18,179.00	0.00	0.00	0.00	23,18,179.00	10.00%	2,31,818.00	20,86,361.00
6	Staff Quarter	34,49,470.00	34,49,470.00	0.00	0.00	0.00	34,49,470.00	10.00%	3,44,947.00	31,04,523.00
7	Canteen	33,29,221.60	33,29,221.60	0.00	0.00	0.00	33,29,221.60	10.00%	3,32,922.00	29,96,299.60
8	Diesel Tank	8,393.95	8,393.95	0.00	0.00	0.00	8,393.95	10.00%	839.00	7,554.95
9	Hostel	10,34,59,726.01	10,34,59,726.01	0.00	0.00	0.00	10,34,59,726.01	10.00%	1,03,45,974.00	9,31,13,752.01
10	Building STP	41,75,640.00	41,75,640.00	0.00	0.00	0.00	41,75,640.00	10.00%	4,17,564.00	37,58,076.00
11	Water Tank	6,45,203.00	6,45,203.00	0.00	0.00	0.00	6,45,203.00	10.00%	67,765.00	6,42,338.00
12	Workshop	28,95,622.00	28,95,622.00	0.00	0.00	0.00	28,95,622.00	10.00%	2,89,562.00	26,06,060.00
13	Furniture & Fixtures	6,61,60,589.63	6,61,60,589.63	1,49,22,817.00	1,13,73,172.00	0.00	9,24,56,578.63	10.00%	86,76,999.00	8,37,79,579.63
14	Electrical Fittings	4,45,10,508.80	4,45,10,508.80	20,16,210.00	50,44,465.00	0.00	5,15,71,183.80	10.00%	49,04,895.00	4,66,66,288.80
	<b>TOTAL</b>	<b>67,51,39,831.27</b>	<b>67,51,39,831.27</b>	<b>1,69,39,027.00</b>	<b>5,86,92,653.00</b>	<b>0.00</b>	<b>75,07,71,511.27</b>	<b>10.00%</b>	<b>7,21,42,519.00</b>	<b>67,86,28,992.27</b>
<b>BLOCK-III</b>										
1	Chemistry Lab Equipments	1,22,925.81	1,22,925.81	0.00	0.00	0.00	1,22,925.81	15.00%	18,439.00	1,04,486.81
2	Electrical Lab Equipments	34,96,221.19	34,96,221.19	0.00	1,03,249.00	0.00	35,99,470.19	15.00%	5,32,177.00	30,67,293.19
3	Electronic Lab Equipments	68,06,468.08	68,06,468.08	0.00	0.00	0.00	68,06,468.08	15.00%	10,20,970.00	57,85,498.08
4	Physics Lab Equipments	2,91,833.48	2,91,833.48	99,106.00	0.00	0.00	3,90,939.48	15.00%	58,641.00	3,32,298.48
5	Lab Equipments Civil	33,58,832.00	33,58,832.00	0.00	0.00	0.00	33,58,832.00	15.00%	5,03,825.00	28,55,007.00
6	Lab Equipment B Pharm	52,44,120.00	52,44,120.00	16,71,968.00	2,67,844.00	0.00	71,83,932.00	15.00%	10,57,502.00	61,26,430.00
7	Lab Equipment D Pharm	5,59,934.00	5,59,934.00	0.00	6,76,730.00	0.00	12,36,664.00	15.00%	1,94,745.00	11,01,919.00
8	Lab Equipment E I	19,15,836.00	19,15,836.00	0.00	0.00	0.00	19,15,836.00	15.00%	2,87,375.00	16,28,461.00
9	Lab Equipment Innovative Centre	18,53,292.00	18,53,292.00	0.00	1,51,644.00	0.00	20,04,936.00	15.00%	2,89,367.00	17,15,569.00
10	Lab Equipment Automobile Lab	25,44,951.00	25,44,951.00	13,812.00	0.00	0.00	25,58,763.00	15.00%	3,83,814.00	21,74,949.00
11	Workshop/ Mechanical Lab Equipments	59,63,556.57	59,63,556.57	4,110.00	51,099.00	0.00	60,18,765.57	15.00%	8,98,982.00	51,19,783.57
12	Office Equipments	1,31,00,180.15	1,31,00,180.15	11,01,271.00	29,30,120.00	0.00	1,71,31,571.15	15.00%	23,49,978.00	1,47,81,593.15
13	Musical Instruments	8,90,811.00	8,90,811.00	1,82,101.00	0.00	0.00	10,72,912.00	15.00%	1,60,937.00	9,11,975.00
14	Teaching Instruments	1,14,46,236.40	1,14,46,236.40	1,82,101.00	0.00	0.00	1,16,28,337.40	15.00%	1,75,08,523.40	1,39,19,814.00
15	Air Conditioners	1,79,21,336.50	1,79,21,336.50	25,71,958.00	43,16,820.00	0.00	2,48,10,114.50	15.00%	3,63,81,465.50	2,14,28,649.00
16	Books (Book Bank)	2,14,46,376.00	2,14,46,376.00	15,97,443.00	1,83,14,814.00	0.00	3,93,88,146.50	15.00%	45,34,611.00	3,48,53,535.50
17	U.P.S.	23,37,062.00	23,37,062.00	3,84,426.00	32,04,350.00	0.00	2,62,59,169.00	15.00%	36,97,199.00	2,25,62,970.00
18	Scooter	1,45,587.00	1,45,587.00	0.00	3,58,863.00	0.00	3,04,050.00	15.00%	4,35,138.00	26,45,213.00
19	Lift	74,72,000.00	74,72,000.00	0.00	0.00	0.00	74,72,000.00	15.00%	21,838.00	72,88,162.00
20	Generator	14,00,910.44	14,00,910.44	0.00	35,41,600.00	0.00	1,10,13,600.00	15.00%	13,86,420.00	96,27,180.00
21	Solar Panel Equipments/ Solar Gysar	72,98,329.00	72,98,329.00	0.00	82,54,760.00	0.00	14,00,910.44	15.00%	2,10,137.00	11,90,773.44
22	Sport Goods	25,10,804.45	25,10,804.45	3,28,546.00	60,571.00	0.00	1,55,53,089.00	15.00%	17,13,856.00	1,38,39,233.00
23	Car	35,25,849.06	35,25,849.06	0.00	0.00	0.00	35,25,849.06	15.00%	4,30,445.00	24,69,476.45
	<b>TOTAL</b>	<b>12,16,55,452.13</b>	<b>12,16,55,452.13</b>	<b>1,11,06,737.00</b>	<b>4,22,92,464.00</b>	<b>0.00</b>	<b>17,49,94,659.13</b>	<b>15.00%</b>	<b>2,30,81,764.00</b>	<b>15,19,12,895.13</b>
<b>BLOCK-IV</b>										
1	Computers	2,70,08,730.74	2,70,08,730.74	1,04,54,750.00	3,40,24,735.00	0.00	7,14,88,215.74	40.00%	2,17,90,339.00	4,96,97,876.74
2	Computer Softwares	37,42,285.16	37,42,285.16	0.00	1,58,120.00	0.00	39,00,405.16	40.00%	15,28,538.00	23,71,867.16
	<b>TOTAL</b>	<b>3,07,51,015.90</b>	<b>3,07,51,015.90</b>	<b>1,04,54,750.00</b>	<b>3,41,82,855.00</b>	<b>0.00</b>	<b>7,53,98,620.90</b>	<b>40.00%</b>	<b>2,33,18,877.00</b>	<b>5,20,69,743.90</b>
	<b>GRAND TOTAL</b>	<b>94,75,73,207.10</b>	<b>94,75,73,207.10</b>	<b>6,87,20,179.00</b>	<b>20,34,81,814.00</b>	<b>4,22,10,116.00</b>	<b>1,05,90,219,924.10</b>		<b>11,85,43,160.00</b>	<b>1,05,90,219,924.10</b>



Authorised Signatory

**M/S KIET GROUP OF INSTITUTIONS**  
**ANNEXURE TO BALANCE SHEET AS ON 31.03.2023**

<b><u>PARTICULARS</u></b>		<b><u>AMOUNT</u></b>
<b><u>CASH AND BANK BALANCES</u></b>		
	<b><u>"Annexure-8"</u></b>	
1 SB/A With Punjab & Sind Bank,GZB(40282)		96,230.88
2 S/B/A with Kotak Bank Ltd (262332)		34,03,768.74
3 C/A with Kotak Bank Ltd (3720)		14,91,545.14
4 C/A with Kotak Bank Ltd,GZB (29290)		11,60,815.34
5 C/A with Kotak Bank Ltd,GZB (3545)		10,30,786.17
6 C/C with Kotak Bank Ltd,GZB (2825)		22,230.71
7 S.B. A/C with ICICI Bank (0763)		96,68,026.31
8 SB A/C with ICICI Bank (021631)		13,31,568.48
9 Cash in Hand		12,81,349.91
10 FDR with KMB		10,00,00,000.00
11 FDR with P & S B		3,50,00,000.00
12 FDR with State Bank of India		18,91,331.00
13 FDR with ICICI Bank		19,90,00,000.00
14 Interest Accrued on FDRs		83,11,382.00
		<hr/>
		36,36,89,034.68
<b><u>SECURITY DEPOSITS</u></b>		
	<b><u>"Annexure-9"</u></b>	
1 AKTU		18,00,000.00
2 Cylinder		8,000.00
3 IGL		14,73,718.00
4 Telephone		14,745.00
5 U.P.S.E.B		64,42,631.00
		<hr/>
		97,39,094.00
<b><u>ADVANCES TO STAFF</u></b>		
	<b><u>"Annexure-10"</u></b>	
1 Advance Salary		2,29,775.00
2 Imprest to Staff		84,544.00
		<hr/>
		3,14,319.00



For KIET GROUP OF INSTITUTIONS

*[Signature]*

Authorised Signatory

**M/S KIET GROUP OF INSTITUTIONS**  
**ANNEXURE TO BALANCE SHEET AS ON 31.03.2023**

**PARTICULARS**

**ADVANCES TO SUPPLIERS & OTHERS**

	<b><u>"Annexure-11"</u></b>	<b><u>AMOUNT</u></b>
1 M/s Balaji Dry Cleaners		9,500.00
2 Mr Chandra Bhan Gupta		21,000.00
3 M/s Google India Pvt Ltd		11,000.00
4 M/s Innovative Financial Advisors Private Limited		2,12,400.00
5 M/s Inspiration Interior & Panel Co.		2,45,120.00
6 M/s Nibav Lifts Private Limited		6,57,552.00
7 M/s Nishu Institutional Catering Services Pvt Ltd		89,700.00
8 M/s Otis Elevator Co.India Ltd		16,29,556.00
9 M/s Programming Pathshala		1,00,000.00
10 Mr Rahisuddin		9,500.00
11 Mr Raj Kishor		9,500.00
12 M/s Rohan Motors Ltd.		5,000.00
13 M/s Royal Engineers		6,60,800.00
14 M/s Seema Realcon (P) Ltd		2,00,000.00
15 M/s Taru Publications		50,000.00
16 M/s T.B. I.		52,77,052.00
17 M/s Toshvin Analytical Pvt. Ltd.		57,242.00
18 M/s Vishal Safe Industries		4,07,075.00
19 M/s Vishnu Traders		67,580.00
20 M/s Ghaziabad Development Authority		60,27,197.00
21 Prepaid Expenses		37,32,985.00

**AMOUNT RECEIVABLE**

1 M/s Amul Cafe	26,054.00
2 M/s Big Treat	35,628.00
3 M/s Star Treat	12,988.00
4 M/s Hungry Nites	72,304.00
5 M/s Rahul Garg Stationery	32,504.00
6 M/s Electro Field	24,500.00
7 M/s NSDC	2,89,449.00
8 M/s KIET E Cell	5,02,844.00
9 M/s Manoj Goel (HUF)	12,50,000.00
10 M/s IRCDC	1,32,750.00
	<u>2,18,58,780.00</u>

**FEES RECEIVABLE FROM STUDENTS**

	<b><u>"Annexure-12"</u></b>	
1 Admission Fees Receivable		45,10,948.16
2 Annual Fees Receivable		61,00,388.58
3 Admission Fees Receivable (UPCET 2022)		<u>2,50,92,000.00</u>
		<u>3,57,03,336.74</u>

M/S KIET GROUP OF INSTITUTIONS

*S.K. Singh*

Authorised Signatory





**M/S KIET GROUP OF INSTITUTIONS**  
**GROUPING OF PROFIT AND LOSS ACCOUNT AS ON 31.03.2023**

**PARTICULARS**

**AMOUNT**

**ACADEMIC FEES**

1 Admission Fees (B.Tech.)	16,77,00,104.00
2 Admission Fees (MCA)	2,01,77,820.00
3 Admission Fees (MBA)	2,01,77,820.00
4 Admission Fees (M. Tech)	19,05,683.00
5 Admission Fees (D Pharm)	19,80,000.00
6 Admission Fees (B Pharm)	1,12,09,900.00
7 Admission Fees (M Pharm)	47,08,158.00
8 Annual Fees (All Courses)	50,40,94,322.00
	<u>73,19,53,807.00</u>

**HOSTEL FEES**

1 Hostel fees	9,80,72,000.00
	<u>9,80,72,000.00</u>

**INTEREST RECEIVED**

1 Interest from banks on FDRs	1,53,52,964.00
2 Interest on SB A/c	78,15,306.00
3 Interest on Income tax Refund	48,859.00
4 Interest received	6,86,177.00
	<u>2,39,03,306.00</u>

**OTHER INCOME**

1 Alumni Fees	8,68,689.00
2 Book Bank fees	1,73,48,500.00
3 Consultancy Income	1,47,799.00
4 Infrastructure Development Fees	28,73,862.00
5 Fine & Penalties	10,90,314.00
6 Misc Income	30,03,977.15
7 Books, P.D. and Industrial Tour	17,60,000.00
8 P.D. & Hospital Training	18,40,000.00
9 Career Planning & Student Development	5,11,91,000.00
10 Registration Charges	1,66,30,500.00
11 Notice Pay	1,22,250.00
12 HRA Received	16,13,982.00
13 Sundry Balances written off	4,99,952.00
14 PhD Scholar Course Fee	35,000.00
15 Summer / Winter Course Fees	22,26,910.04
	<u>10,12,52,735.19</u>



For KIET GROUP OF INSTITUTIONS

*[Handwritten Signature]*

Authorised Signatory

**M/S KIET GROUP OF INSTITUTIONS**  
**GROUPING OF PROFIT AND LOSS ACCOUNT AS ON 31.03.2023**

<u>PARTICULARS</u>	<u>AMOUNT</u>
<b><u>SALARY &amp; OTHER BENEFITS</u></b>	
1 Employer's Contribution to ESIC	6,39,924.00
2 Employer's Contribution to P.F.	6,99,582.00
3 Ex- Gratia	4,39,000.00
4 Faculty Research Incentive	17,62,988.00
5 Gratuity	1,09,23,542.00
6 Guest Lecture Expenses	1,71,530.00
7 Employee Group Insurance	52,516.00
8 Salary to Non Teaching Staff	8,95,68,647.00
9 Salary to Non Teaching Staff ( B. Pharma)	30,54,074.00
10 Salary to Teaching Staff	34,70,35,276.00
11 Salary to Teaching Staff ( B. Pharma)	3,36,04,804.00
12 Students Stipend (Team ERP)	6,04,506.00
	<u>48,85,56,389.00</u>
<b><u>PRINTING &amp; STATIONARY</u></b>	
1 Electrostat Charges	15,00,475.00
2 Printing & Stationary	69,87,853.00
	<u>84,88,328.00</u>
<b><u>TRAVELLING &amp; CONVEYANCE</u></b>	
1 Conveyance	30,46,045.00
2 Petrol Expenses	10,93,853.00
3 Travelling Expenses	6,25,054.00
	<u>47,64,952.00</u>
<b><u>TELEPHONE AND POSTAGE EXPENSES</u></b>	
1 Internet Charges	26,76,227.68
2 Postage & Courier Exp.	1,10,701.00
3 Telephone Expenses	5,73,113.08
	<u>33,60,041.76</u>
<b><u>INTEREST EXPENSES</u></b>	
1 Interest on Bank OD	11,217.00
2 Interest on TDS	8,690.00
	<u>19,907.00</u>
<b><u>LEGAL &amp; PROFESSIONAL EXPENSES</u></b>	
1 Accreditation Expenses	10,76,253.00
2 Consultancy Charges	3,78,258.00
3 Inspection Charges	93,563.00
4 ISO Expenses	29,500.00
5 Legal & Professional Expenses	3,65,298.26
6 Processing Fee (AICTE/ AKTU)	13,62,250.00
	<u>33,05,122.26</u>
<b><u>STAFF WELFARE</u></b>	
1 Diwali Expenses	20,62,095.00
2 Creche Centre Exp	12,365.00
3 Faculty Training Expenses	4,99,012.00
4 Gifts & Awards	28,50,670.00
5 Seminar Expenses	83,693.00
6 NPTEL Fee Reimbursement	34,225.00
7 Medical Insurance	2,98,684.00
8 Staff Welfare Expenses	37,33,745.00
	<u>95,74,489.00</u>



KIET GROUP OF INSTITUTIONS

*Signature*

Authorised Signatory

**M/S KIET GROUP OF INSTITUTIONS**  
**GROUPING OF PROFIT AND LOSS ACCOUNT AS ON 31.03.2023**

**PARTICULARS**

**STUDENT WELFARE**

	<b><u>AMOUNT</u></b>
1 Convocation Expenses	2,70,538.00
2 Fee Concession	2,33,388.00
3 Function Expenses	42,40,291.00
4 Medical Expenses	10,90,244.00
5 NCC Expenses	1,25,886.00
6 Student welfare Expenses	31,89,840.00
7 Student Welfare (Project) Exp	25,99,508.00
8 Smart India Heackathon	5,50,724.77
9 Sports Consumable & Fest	9,90,668.00
	<u>1,32,91,087.77</u>

**CLEANING & OTHER CHARGES**

1 Cleaning & Housekeeping Charges	1,69,45,331.00
2 Gardening Expenses	16,03,785.00
	<u>1,85,49,116.00</u>

**HOSTEL EXPENSES**

1 Hostel Rent	34,18,760.00
	<u>34,18,760.00</u>

**CONSUMABLE & STORE**

1 B Pharma Lab	12,71,527.00
2 Chemistry Lab Consumable	2,71,497.00
3 Civil Lab	37,570.00
4 Computer Lab	8,06,031.00
5 Electrical Lab	4,05,588.00
6 Electronic Lab	3,92,078.00
7 Mechanical Lab/ Workshop Consumable	7,19,112.00
8 Physics Lab	66,194.00
9 Software Licence & Other	15,64,295.00
	<u>55,33,892.00</u>

**GENERATOR EXPENSES**

1 Diesel Expenses	68,34,734.00
2 Generator Repair & Maintenance	5,92,855.00
	<u>74,27,589.00</u>

**REPAIR & MAINTENANCE**

1 Repair & Maintenance (Air Conditioner)	12,78,536.00
2 Repair & Maintenance (Building)	7,78,96,169.00
3 Repair & Maintenance (CCTV)	1,97,683.00
4 Repair & Maintenance (Computer)	91,26,969.00
5 Repair & Maintenance (Electricity)	1,13,08,121.00
6 Repair & Maintenance (Fire Extigusher)	7,01,299.00
7 Repair & Maintenance (Furniture)	1,40,56,786.00
8 Repair & Maintenance (Hostel)	21,09,800.00
9 Repair & Maintenance (Lab Equipments)	7,37,732.00
10 Repair & Maintenance (Lift)	13,93,575.00
11 Repair & Maintenance (Office Equipment)	13,54,705.00
12 Repair & Maintenance (Others)	20,915.00
13 Repair & Maintenance (Sanitary)	1,07,20,683.00
14 Repair & Maintenance (Teaching Equipments)	2,83,936.00
15 Repair & Maintenance (Vehicle)	3,62,956.00
	<u>13,15,49,865.00</u>

For KIET GROUP OF INSTITUTIONS

*[Signature]*

Authorised Signatory



M/S KIET GROUP OF INSTITUTIONS  
GROUPING OF PROFIT AND LOSS ACCOUNT AS ON 31.03.2023

<u>PARTICULARS</u>	<u>AMOUNT</u>
<u>JOURNALS &amp; SUBSCRIPTION</u>	
1 Journals	5,68,983.00
2 Membership Fees	71,527.00
	<hr/> 6,40,510.00
<u>MISCELLANEOUS EXPENSES</u>	
1 Meeting Expenses	3,10,009.00
2 Miscellaneous Exp.	1,09,352.00
3 News Paper & Magazines	2,72,365.00
4 Office Expenses	4,12,930.00
5 Photograph Expenses	2,000.00
6 Pooja Expenses	8,34,854.00
7 Recruitment Expenses	5,34,351.00
8 Social Welfare Expenses	1,53,262.00
	<hr/> 26,29,123.00



For KIET GROUP OF INSTITUTIONS

*[Handwritten Signature]*

Authorised Signatory